



white matte/grey



black matte/grey



dark grey matte/fluo yellow



# COMMUTER®

**NEW**

REF. M SIZE




- ■ 8740700001 white matte/grey
- ■ 8740700002 black matte/grey
- ■ 8740700003 dark grey matte/fluo yellow

REF. L SIZE

- ■ 8740700004 white matte/grey
- ■ 8740700005 black matte/grey
- ■ 8740700006 dark grey matte/fluo yellow

**43,53 €**

CITY / URBAN

	M: 54 to 58 cm / 21,26 to 22,83" L: 58 to 61 cm / 22,83 to 24,02"
	M: 275 g / 0,61 lb L: 290 g / 0,64 lb
	6
<b>STANDARDS</b>	CE - EN 1078
<b>CONSTRUCTION</b>	In-molding



Individual box: 300 x 235 x 170  
Master box: 9 un / 730 x 530 x 320



1 Replacement thermoformed pads set included

